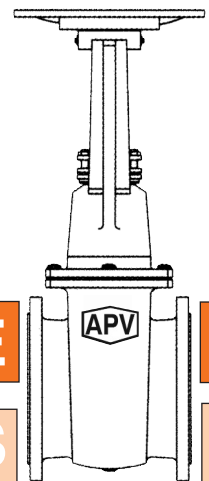




**Manufacturer of Valves**

**PRODUCTION  
PROGRAM**

**BALL VALVES  
CHECK VALVES  
GATE VALVES  
GLOBE VALVES  
PLUG VALVES  
STRAINERS  
OILFIELD PRODUCTS**



**ASME**

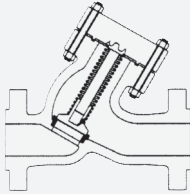
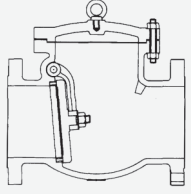
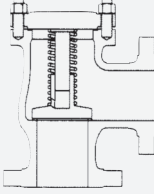
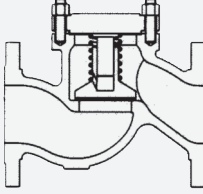
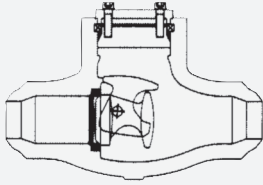
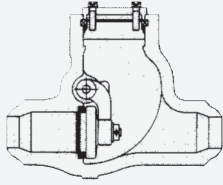
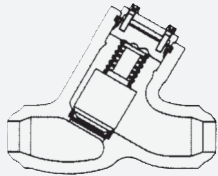
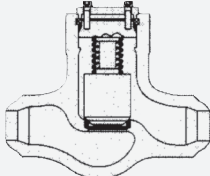
**BS**

**AUSTRALIAN PIPELINE VALVE**



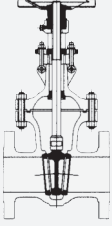
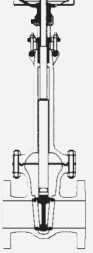
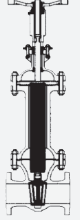
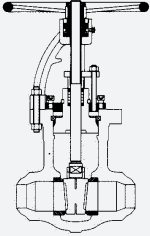
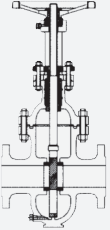
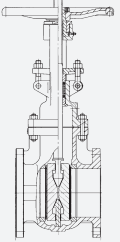


# CHECK VALVES

TYPE	CLASS	SIZES	TYPE	CLASS	SIZES
<b>PISTON Y TYPE</b> 	150 300 600 900 1500 2500	ASME 2" - 24" 2" - 24" 2" - 14" 2" - 14" 2" - 12" 2" - 6"	<b>SWING BOLTED BONNET</b> 	150 300 600 900 1500 2500	ASME 2" - 48" 2" - 48" 2" - 40" 2" - 24" 2" - 24" 2" - 12"
<b>PISTON 90° ANGLE</b> 	150 300 600 900 1500 2500	ASME 1½" - 14" 1½" - 12" 2" - 10" 2" - 8" 2" - 6" 2" - 4"	<b>PISTON</b> 	150 300 600 900 1500	ASME 2" - 16" 2" - 16" 2" - 12" 2" - 12" 2" - 12"
<b>TILTING DISC PRESSURE SEAL</b> 	600 900 1500 2500	ASME 2" - 24" 2" - 24" 2" - 24" 2" - 12"	<b>SWING PRESSURE SEAL</b> 	600 900 1500 2500	ASME 2" - 24" 2" - 24" 2" - 24" 2" - 12"
<b>LIFT PRESSURE SEAL Y TYPE</b> 	600 900 1500 2500 4500	ASME 2" - 16" 2" - 16" 2" - 12" 2" - 12" 2" - 8"	<b>LIFT PRESSURE SEAL STRAIGHT</b> 	600 900 1500 2500 4500	ASME 2" - 16" 2" - 16" 2" - 12" 2" - 12" 2" - 8"

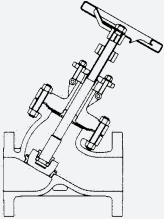
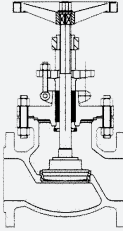
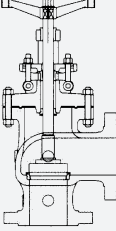
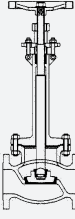
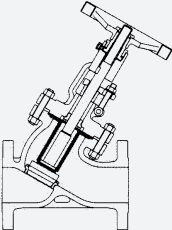
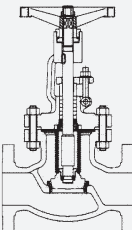
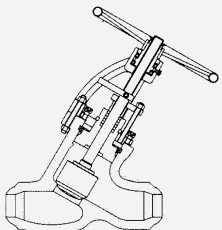
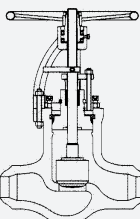


# GATE VALVES

TYPE	CLASS	CLASS	SIZES								
	<b>BOLTED BONNET</b>	150 300 600 900 1500 2500	ASME 2" - 48" 2" - 48" 2" - 40" 2" - 24" 2" - 24" 2" - 12"								
			<b>CROYGENIC EXTENDED BONNET</b>	150 300 600 900 1500	ASME 2" - 40" 2" - 40" 2" - 24" 2" - 24" 2" - 24"						
					<b>BELLOW SEAL</b>	150 300 600 900 1500	ASME 2" - 24" 2" - 24" 2" - 24" 2" - 16" 2" - 16"				
							<b>PRESSURE SEAL</b>	600 900 1500 2500 4500	ASME 2" - 24" 2" - 24" 2" - 24" 2" - 24" 2" - 8"		
									<b>THROUGH CONDUIT</b>	150 300 600 900 1500	ASME 2" - 40" 2" - 40" 2" - 40" 2" - 24" 2" - 24"
											<b>PARALLEL SLIDE</b>



# GLOBE VALVES

TYPE	CLASS	SIZES	TYPE	CLASS	SIZES
<b>Y TYPE</b> 	150 300 600 900 1500	ASME 2" - 16" 2" - 16" 2" - 16" 2" - 12" 2" - 12"	<b>BOLTED BONNET</b> 	150 300 600 900 1500	ASME 2" - 16" 2" - 16" 2" - 16" 2" - 12" 2" - 12"
<b>ANGLE 90°</b> 	150 300 600 900 1500	ASME 2" - 16" 2" - 16" 2" - 16" 2" - 12" 2" - 12"	<b>CRYOGENIC</b> 	150 300 600 900 1500	ASME 2" - 16" 2" - 16" 2" - 16" 2" - 12" 2" - 12"
<b>BELLOW SEAL Y TYPE</b> 	150 300 600 900 1500	ASME 2" - 16" 2" - 16" 2" - 16" 2" - 12" 2" - 12"	<b>BELLOW SEAL</b> 	150 300 600 900 1500	ASME 2" - 16" 2" - 16" 2" - 16" 2" - 12" 2" - 12"
<b>PRESSURE SEAL Y TYPE</b> 	600 900 1500 2500 4500	ASME 2" - 16" 2" - 16" 2" - 12" 2" - 12" 2" - 8"	<b>PRESSURE SEAL</b> 	600 900 1500 2500 4500	ASME 2" - 16" 2" - 16" 2" - 12" 2" - 12" 2" - 8"



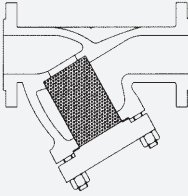
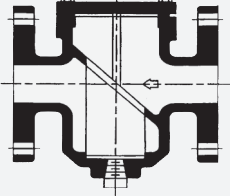
# PLUG VALVES



TYPE	CLASS	SIZES
	<b>LUBRICATED DYNAMIC PRESSURE BALANCE INVERTED PLUG FIRESAFE</b>	<b>ASME</b> 1" - 20" 1" - 20" 1/2" - 18" 1/2" - 12" 1/2" - 10" 1/2" - 8"
		150 300 600 900 1500 2500


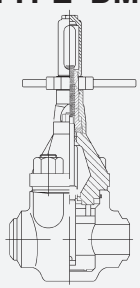
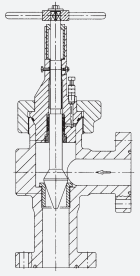
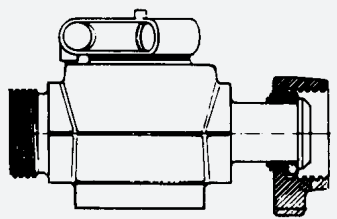


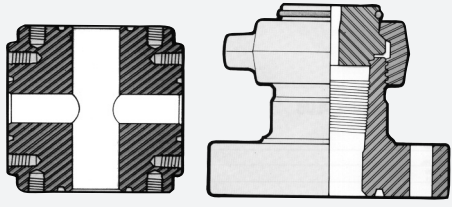
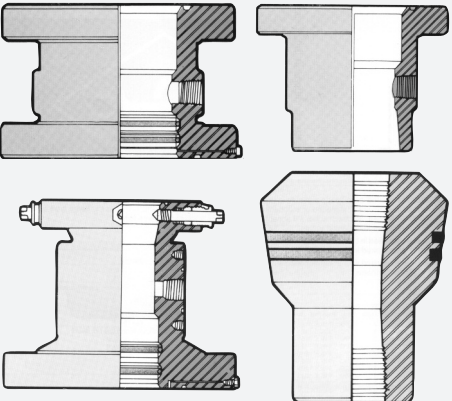
# STRAINERS

TYPE	CLASS	SIZES	TYPE	CLASS	SIZES
<b>Y TYPE</b>  		<b>ASME</b> 2" - 24" 2" - 24" 2" - 24" 2" - 16" 2" - 16" 2" - 8"	<b>BASKET TYPE</b>  		<b>ASME</b> 2" - 14" 2" - 12" 2" - 10" 2" - 8" 2" - 6" 2" - 4"
	150	2" - 24"		150	2" - 14"
	300	2" - 24"		300	2" - 12"
	600	2" - 24"		600	2" - 10"
	900	2" - 16"		900	2" - 8"
	1500	2" - 16"		1500	2" - 6"
2500	2" - 8"	2500	2" - 4"		



# OILFIELD PRODUCTS

TYPE	RATING	SIZES	TYPE	RATING	SIZES
<b>API6A SLAB/EXPANDING GATE</b> 	3000 PSI 5000 PSI 10,000 PSI	<b>API</b> 2 <sup>1</sup> / <sub>16</sub> " - 7 <sup>1</sup> / <sub>16</sub> " 2 <sup>1</sup> / <sub>16</sub> " - 7 <sup>1</sup> / <sub>16</sub> " 1 <sup>13</sup> / <sub>16</sub> " - 4 <sup>1</sup> / <sub>16</sub> "	<b>API6A MUD GATE VALVE TYPE 'DM'</b> 	3000 PSI 5000 PSI	<b>API</b> 2 <sup>1</sup> / <sub>16</sub> " - 4 <sup>1</sup> / <sub>16</sub> " 2 <sup>1</sup> / <sub>16</sub> " - 4 <sup>1</sup> / <sub>16</sub> "
<b>CHOKES H2 RIGHT ANGLE</b> 	3000 PSI 5000 PSI	<b>API</b> 2 <sup>1</sup> / <sub>16</sub> " - 4 <sup>1</sup> / <sub>16</sub> " 2 <sup>1</sup> / <sub>16</sub> " - 4 <sup>1</sup> / <sub>16</sub> "	<b>PLUG VALVES OILFIELD TYPE SPM STYLE WECO ENDS</b> 	3000 PSI 5000 PSI 10000 PSI 15000 PSI	<b>API</b> 1" - 4" 1" - 4" 2" - 4" 2" - 4"

TYPE	RATING	SIZES
	3000 PSI 5000 PSI 10000 PSI	2 <sup>1</sup> / <sub>16</sub> " - 7 <sup>1</sup> / <sub>16</sub> " 2 <sup>1</sup> / <sub>16</sub> " - 7 <sup>1</sup> / <sub>16</sub> " 1 <sup>13</sup> / <sub>16</sub> " - 4 <sup>1</sup> / <sub>16</sub> "
	3000 PSI 5000 PSI 10000 PSI	7 <sup>1</sup> / <sub>16</sub> " - 20 <sup>3</sup> / <sub>4</sub> " 7 <sup>1</sup> / <sub>16</sub> " - 16 <sup>3</sup> / <sub>4</sub> " 7 <sup>1</sup> / <sub>16</sub> " - 13 <sup>5</sup> / <sub>8</sub> "



# FAMILY OF BRANDS

Australian Pipeline Valve brand manufacturers a complete range of steel valves such as ball, check, gate, globe, plug etc. for petrochemical, oil, gas and mining. Australian Pipeline Valve also supply oilfield wellheads and associated products.

The Australian Pipeline Valve family also includes the following brands which cover a broad range of valve types and pipeline products for all industries:

APV-Diamond Gear™	1/4 turn worm gearboxes, declutchable gear boxes, multi-turn bevel gearboxes
APV-Flowturn™	Deadman ball valves, iron gate, globe, check & diaphragm valves, multiway ball valves, needle valves, sight glasses, strainers.
APV-Steamco™	Steam valves: parallel slide, stop check (SDNR), right angle globe.
APV-Supercheck™	Dual flap & single flap wafer check valves in iron, steel & stainless body
APV-Superseal™	High performance and lined butterfly valves for all industries including oil, gas, chemical etc. Also iron and steel ball valves for industrial markets.
APV-Torqturn™	Pneumatic heavy duty piston actuators for pipeline valves for oil & gas installations. Scotch Yoke, Rack & Pinnion, all sizes, up to very high torque range.
APV-Uniflo™	Cast iron rubber flap check valves
APV-Twinlok™	Twin ferrule stainless steel tube compression fittings fully interchangeable with major brands.



**TWIN-LOK**



**STEAMCO™**

**UNIFLO**

**SUPER-CHECK™**



**TORQTURN**